



Portfolio Manager
Satish Gosai
BSc (Hons), CFA

Fund objective

This fund seeks to maximise interest yields subject to strictly defined credit and risk parameters. This is a low risk product with a strong focus on capital protection. The fund invests in money market instruments such as NCDs, treasury bills, fixed deposits, short-term corporate paper and conduit paper.

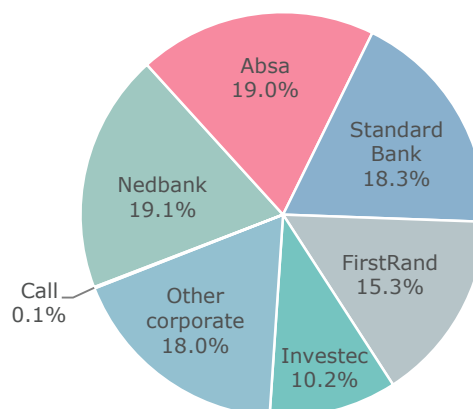
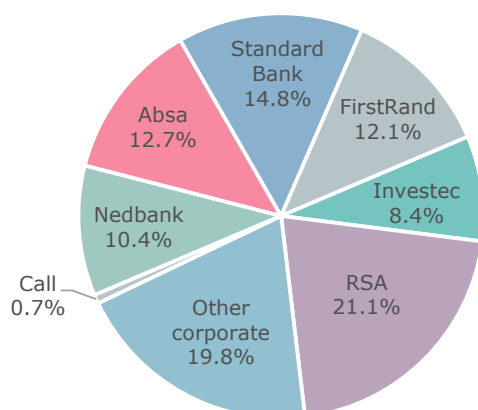
Invest with us

Visit our website www.camissa-am.com
Call Client Service 0800 854 417
Email clientservice@camissa-am.com
Fax 088 021 671 3112

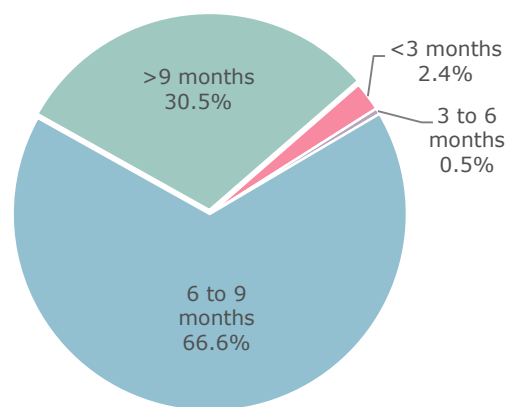
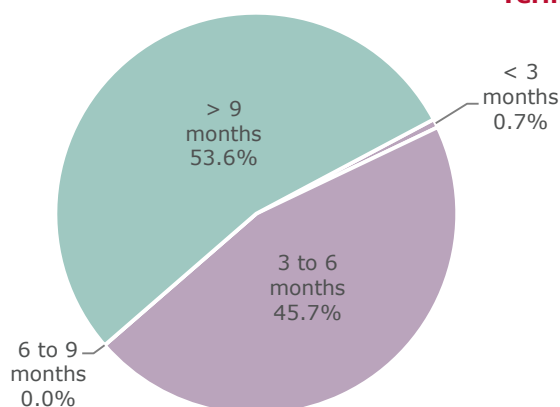
Quarter ended June 2025

Quarter ended March 2025

Issuer exposure



Term exposure



Key indicators

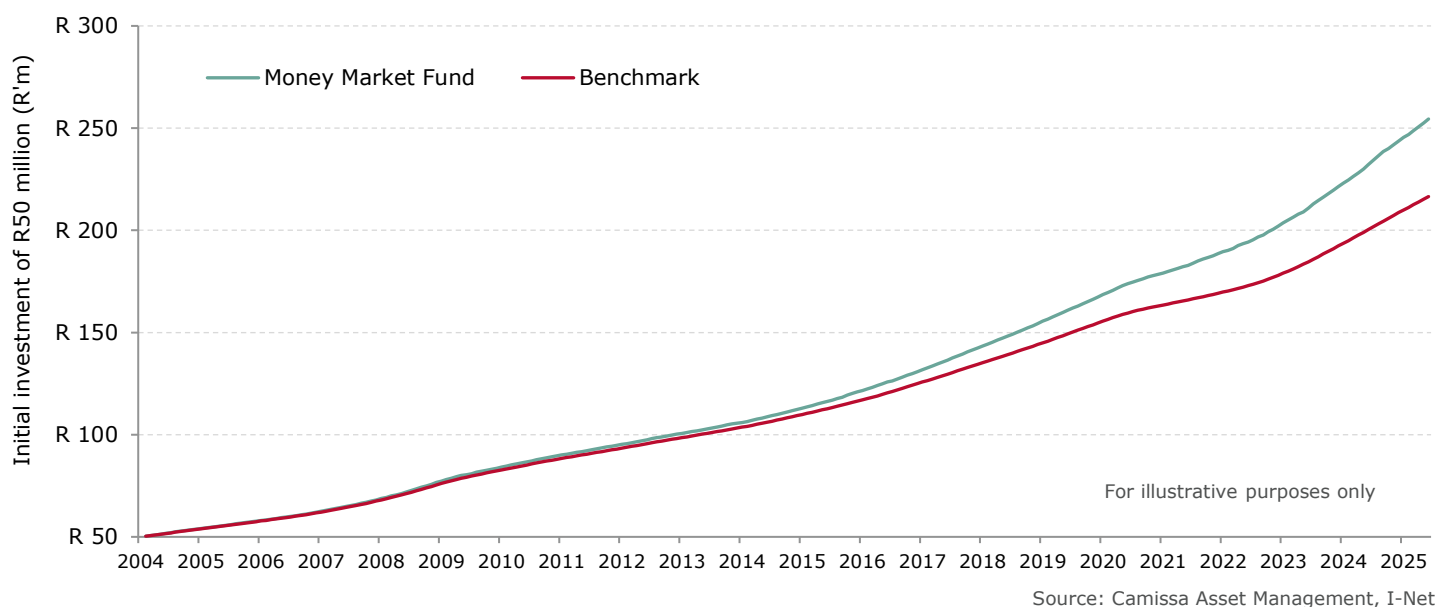
Economic data	End of quarter figure
Latest consumer price inflation (CPI % YoY)	3.0%
Repo rate (%)	7.3%
3m JIBAR	7.3%
10-year government bond yield	10.0%
Key asset classes (total return)	Quarterly change
MSCI World Index (USD)	11.5%
FTSE/JSE All Share Index	10.2%
FTSE/JSE Listed Property Index	9.1%
BEASSA All Bond Index	5.9%
Commodities and currency	Quarterly change
Platinum (\$/oz)	36.2%
Gold (\$/oz)	5.7%
Rand/US Dollar (USD)	-3.3%

Camissa Money Market Fund

June 2025



Performance¹



Annualised performance

	Fund	Benchmark	Outperformance
1 year	9.6%	8.1%	1.5%
3 years	9.4%	7.8%	1.6%
5 years	7.9%	6.3%	1.6%
10 years	8.2%	6.8%	1.4%
Since inception	7.9%	7.1%	0.8%

Risk statistics

	Fund	Benchmark
Annualised monthly volatility	0.5%	0.5%
Annualised monthly tracking error	0.3%	n/a
Information ratio*	2.9	n/a
Sharpe ratio	1.5	n/a
Beta vs benchmark	0.9	1.0

* Information ratio = $\frac{\text{outperformance}}{\text{tracking error}}$

¹ Fund performance figures are gross of management fees and Capital Gains Tax and net of Withholding Tax. Calculations are based on a lump sum investment, with income reinvested and all performances are annualised. Please note that market and exchange rate fluctuations may affect the value, price or income of investments. Past performance should not be used as a guide for future performance.

Benchmark Short-term Fixed Interest (STeFI) Index

Launch date 1 January 2004

Fund size R1.83 billion

Fund mandate Money market

Vehicle Segregated

Minimum investment R50 million

Camissa Asset Management (Pty) Ltd is a licensed financial services provider (FSP No. 784) and is a voting member of the Association for Savings and Investment SA (ASISA). This information is for general purposes only and does not constitute advice. We recommend that you seek the relevant legal, tax, investment or other professional advice that will enable you to make an informed decision. Additional information regarding our policies for calculating and reporting returns and a complete list and description of our composites is available upon request.