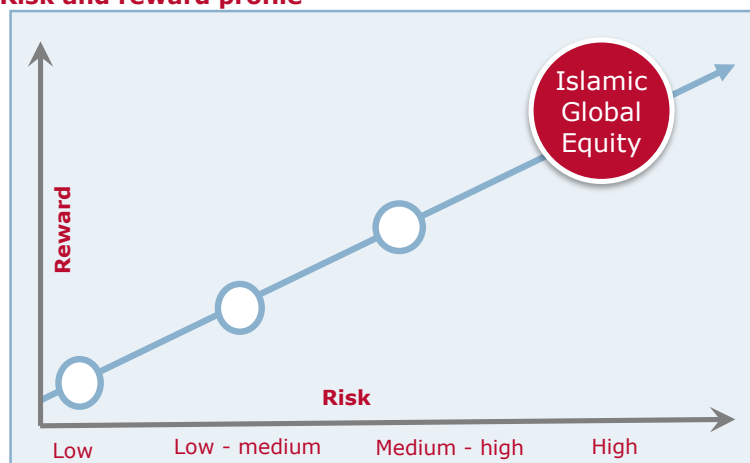


## Camissa Islamic Global Equity Fund

June 2025

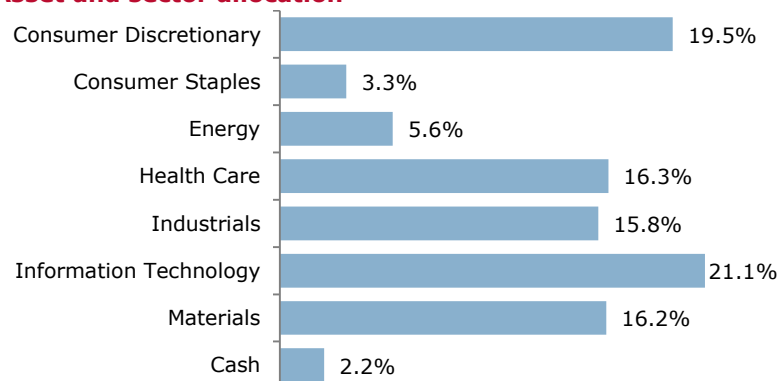
Date of issue: 11 July 2025

## Risk and reward profile



This fund will generally be fully invested in a diversified portfolio of international equity securities, subject to the statutory investment limitations. The underlying investments will comply with Shariah requirements as prescribed by the Accounting & Auditing Organisation for Islamic Financial Institutions (AAOIFI) and will not invest in any interest-bearing instruments.

## Asset and sector allocation



## Top 10 equity holdings

JD Sports	4.8%	Bodycote	3.6%
Nutrien	3.8%	Micron Technology	3.6%
JD.com	3.8%	Philips	3.5%
Medtronic	3.7%	Samsung	3.4%
Johnson Matthey	3.7%	Applied Materials	3.2%
<b>Total</b>		<b>37.1%</b>	

**Pricing:** The Fund is valued and priced at 23:00 (Irish time) on each dealing day using the last traded price on each relevant market. The deadline for receiving instructions is 14:00 (South African time) each business day to ensure same day value. Forward pricing is used.

Camissa Islamic Global Equity Fund is a sub-fund of Camissa Global Asset Management ICAV. This Fund is managed by Sanlam Asset Management (Ireland) Limited. The Fund and the Manager are authorised in Ireland and regulated by the Central Bank of Ireland.

Unit trusts are generally medium to long-term investments. The value of units will fluctuate and past performance should not be used as a guide for future performance. Camissa does not provide any guarantee either with respect to the capital or the return of the portfolio(s). In addition, macroeconomic, political, foreign exchange, tax and settlement risks may apply. However, our robust investment process takes these factors into account. Unit trusts are traded at ruling prices and can engage in scrip lending and borrowing. Exchange rate movements, where applicable, may affect the value of underlying investments. Different classes of units may apply and are subject to different fees and charges. Camissa has the right to close the portfolio to new investors in order to manage it more effectively in accordance with its mandate.

**Additional information:** This is a marketing communication. This is not a contractually binding document. Please refer to the prospectus of the UCITS and to the Key investor information and do not base any final decision on this communication alone.



## Portfolio Manager

Abdulazeez Davids  
BCom (Accounting), CFA

## Fund objective

A Shariah-compliant fund that aims to achieve a total portfolio return that is better than the world equity market, over the long term.

## This fund is suitable for

Muslim investors, who are in their wealth accumulation phase, seeking a Shariah-compliant portfolio of international equities.

Investors should be able to withstand short-term market fluctuations in pursuit of maximum capital growth over the long term.

## Invest with us

Client service: +(353)1 434-5122

Email: Camissa\_TA\_Queries@ntrs.com

## Fees and charges

(excl VAT)

Initial fee		0.00%
Management fee	Class A	1.35% pa
	Class B	0.85% pa

**Fund registration no (ISIN)** IE00BD5FJH01

## Portfolio Manager

Abdulazeez Davids joined Camissa in 2008 and is Head of Research. Previously he was with Allan Gray as an investment analyst and portfolio manager.

## Shariah advisory and supervisory board members

Mufti Zubair Bayat  
Mufti Ahmed Suliman  
Maulana Muhammed Carr

**Fund mandate** International equities

**Vehicle** UCITS

**Investment minimum** Class A \$10,000  
Class B \$1,000,000

**Benchmark** FTSE World Index

**Launch date** June 2018

**Fund size** \$139.63 million

**Classification** Islamic Global Equity Fund

**Trustee** Northern Trust Fiduciary Services (Ireland) Limited

The Camissa Islamic Global Equity Fund is approved for marketing in South Africa under S65 of the Collective Investment Schemes Control Act of 2002.

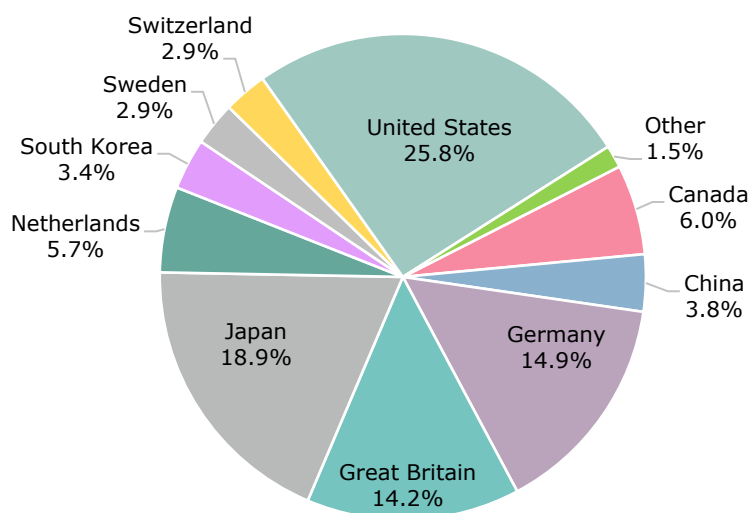
# Camissa Islamic Global Equity Fund

June 2025

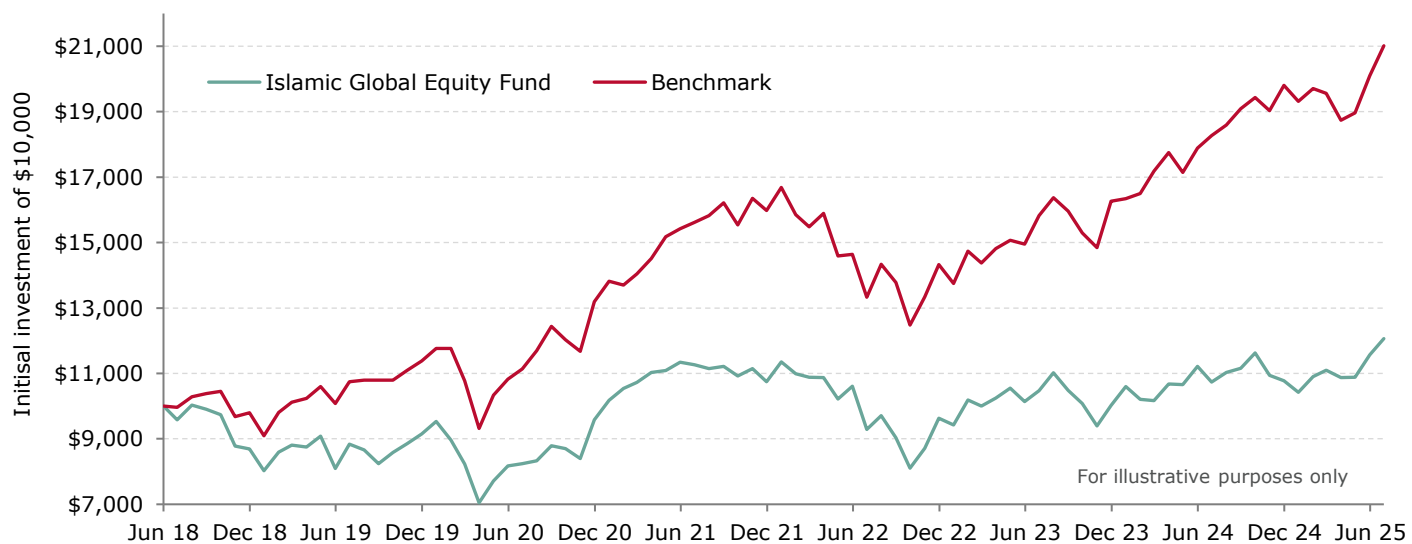


**Camissa**  
Global Asset Management

## Geographic allocation



## Performance<sup>1</sup>



Source: Camissa Asset Management, Bloomberg

## Performance

	Fund	Benchmark	Outperformance
1 year	12.4%	16.8%	-4.4%
3 years	9.2%	18.6%	-9.4%
5 years	7.4%	14.8%	-7.4%
Since inception	2.2%	11.6%	-9.4%

<sup>1</sup> Fund performance figures are gross of management fees. Calculations are based on a lump sum investment, with income reinvested and all performances are annualised. Please note that market and exchange rate fluctuations may affect the value, price or income of investments. Past performance should not be used as a guide for future performance.

## Risk statistics

	Fund	Benchmark
Annualised deviation	18.8%	16.5%
Maximum gain#	35.0%	33.4%
Maximum drawdown#	-29.8%	-25.2%
% positive months	52.9%	64.7%

# Consecutive months of change in the same direction