

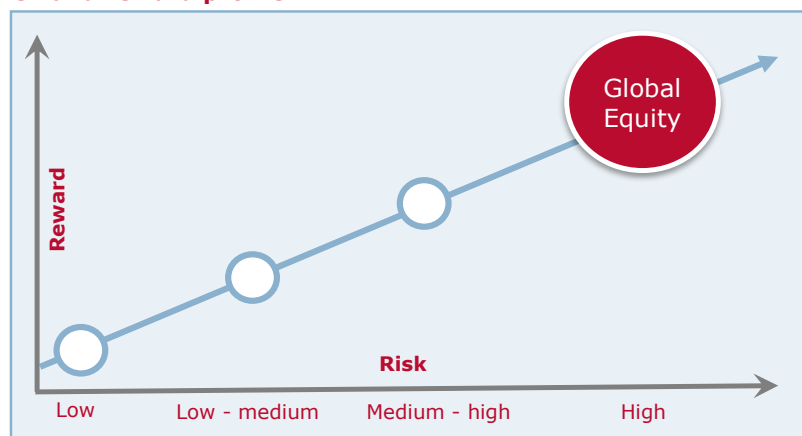
Camissa Global Equity Fund

May 2025

Date of issue: 11 June 2025

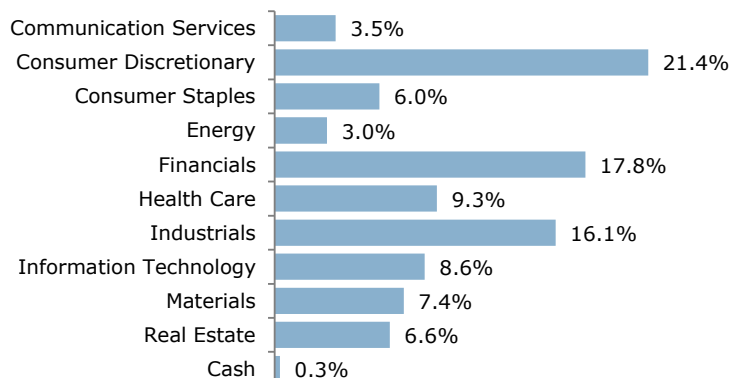


Risk and reward profile



This fund aims to be fully invested in international equities and is positioned in our team's best ideas, which emanate from our bottom-up research process. This usually entails significant deviations from market cap-weighted benchmark positions. Active portfolio management is incorporated in search of an optimal risk/reward balance and consistent positive alpha.

Asset and sector allocation



Top 10 equity holdings

JD Sports	5.7%	Aroundtown	3.9%
Johnson Matthey	4.9%	Prudential plc	3.8%
Dollar General	4.7%	Bayer	3.8%
JD.com	4.5%	Philips	3.8%
Siemens	3.9%	Walt Disney	3.5%
		Total	42.5%

Pricing: The Fund is valued and priced at 23:00 (Irish time) on each dealing day using the last traded price on each relevant market. The deadline for receiving instructions is 14:00 (South African time) each business day to ensure same day value. Forward pricing is used.

Camissa Global Equity Fund is a sub-fund of Camissa Global Asset Management ICAV. This Fund is managed by Sanlam Asset Management (Ireland) Limited. The Fund and the Manager are authorised in Ireland and regulated by the Central Bank of Ireland.

Unit trusts are generally medium to long-term investments. The value of units will fluctuate and past performance should not be used as a guide for future performance. Camissa does not provide any guarantee either with respect to the capital or the return of the portfolio(s). In addition, macroeconomic, political, foreign exchange, tax and settlement risks may apply. However, our robust investment process takes these factors into account. Unit trusts are traded at ruling prices and can engage in scrip lending and borrowing. Exchange rate movements, where applicable, may affect the value of underlying investments. Different classes of units may apply and are subject to different fees and charges. Camissa has the right to close the portfolio to new investors in order to manage it more effectively in accordance with its mandate.

Additional information: This is a marketing communication. This is not a contractually binding document. Please refer to the prospectus of the UCITS and to the Key investor information and do not base any final decision on this communication alone.



Portfolio Manager

Gavin Wood
BBusSc, FFA, CFA

Fund objective

To achieve a total portfolio return that is better than the world equity market, over the long term.

This fund is suitable for investors who are in their wealth accumulation phase, seeking exposure to equity markets. A typical investor would be able to withstand short-term market fluctuations in pursuit of maximum capital growth over the long term.

Invest with us

Client services: +(353)1 434-5122

Email: Camissa_TA_Queries@ntrs.com

Fees and charges

(excl VAT)

Initial fee		0.00%
Management fee	Class A	1.35% pa
	Class B	0.85% pa

Fund registration no (ISIN) IE00BD5FJD62

Portfolio Manager

Gavin Wood is a founder of Camissa Asset Management (2001) and has headed up the investment team since inception. He also serves as Executive Director. Previously he was an investment analyst with Coronation Fund Managers.

Fund mandate	International equities
Vehicle	UCITS

Investment minimum	Class A \$10,000 Class B \$1,000,000
---------------------------	---

Benchmark	FTSE World Index
------------------	------------------

Launch date	June 2018
--------------------	-----------

Fund size	\$167.82 million
------------------	------------------

Classification	Global Equity Fund
-----------------------	--------------------

Trustee	Northern Trust Fiduciary Services (Ireland) Limited
----------------	---

The Camissa Global Equity Fund is approved for marketing in South Africa under S65 of the Collective Investment Schemes Control Act of 2002.

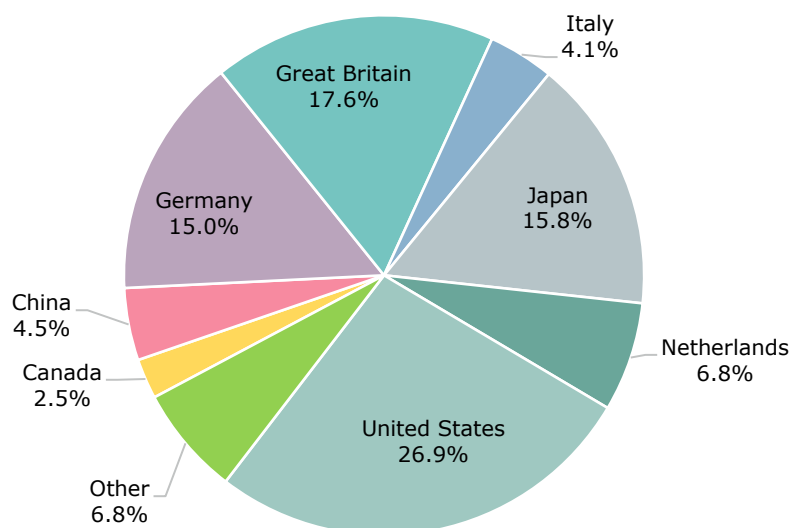
Camissa Global Equity Fund

May 2025

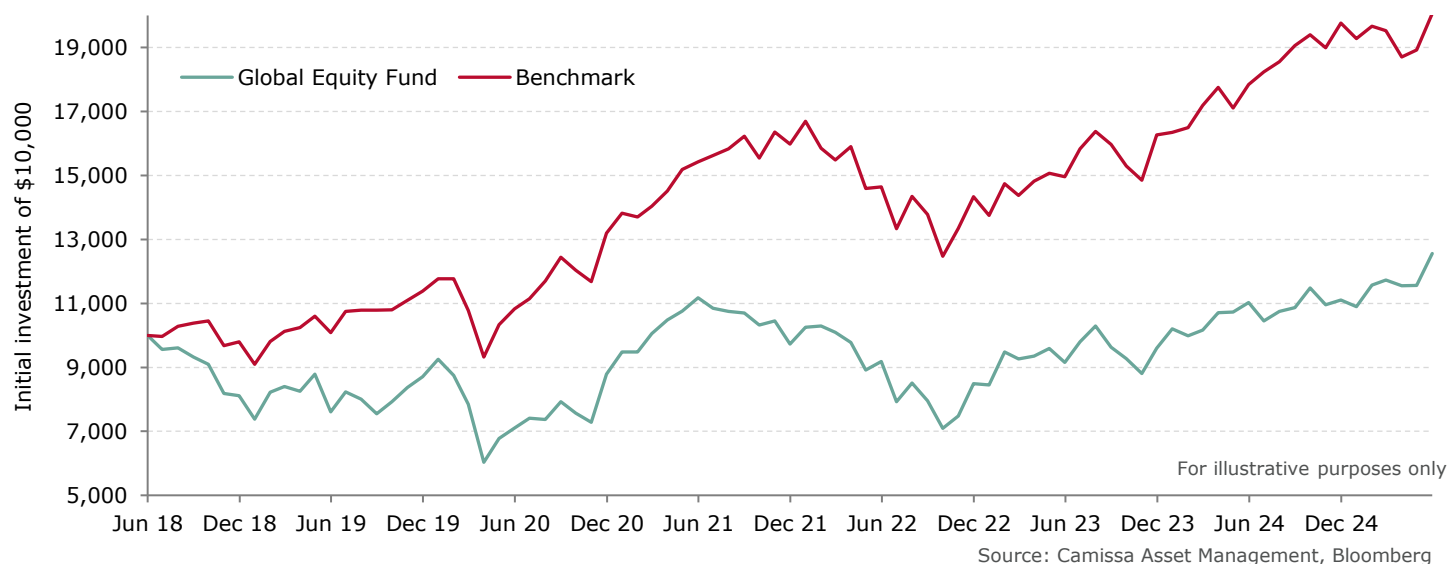


Camissa
Global Asset Management

Geographic allocation



Performance¹



Performance

	Fund	Benchmark	Outperformance
1 year	13.9%	14.2%	-0.3%
3 years	11.1%	13.3%	-2.2%
5 years	12.2%	14.5%	-2.3%
Since inception	3.2%	11.0%	-7.8%

Risk statistics

	Fund	Benchmark
Annualised deviation	23.5%	16.6%
Maximum gain#	53.5%	33.4%
Maximum drawdown#	-39.7%	-25.2%
% positive months	54.8%	64.3%
# Consecutive months of change in the same direction		

¹ Fund performance figures are gross of management fees. Calculations are based on a lump sum investment and all performances are annualised. Please note that market and exchange rate fluctuations may affect the value, price or income of investments. Past performance should not be used as a guide for future performance.