

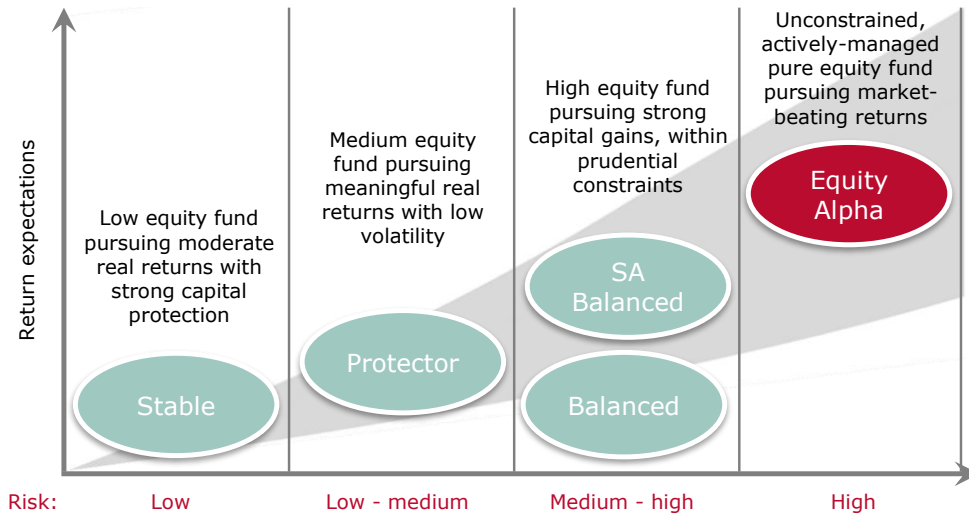
# Camissa Equity Alpha Fund

## May 2024

Date of issue: 13 June 2024

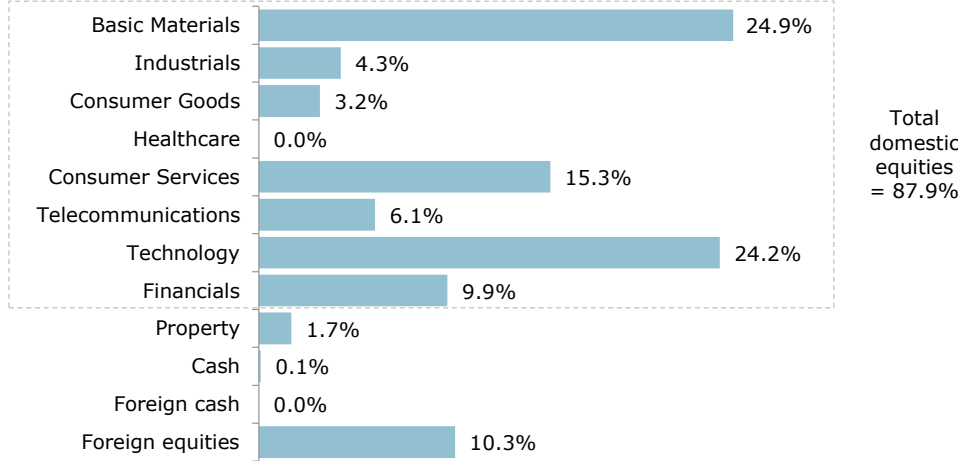


### Risk/return profile



To achieve these objectives, the fund will employ a valuation-based, somewhat contrarian philosophy. Stock picking is based on using a bottom-up, fundamental valuation process. The fund will generally be fully invested in a diversified portfolio of South African and global equity securities.

### Asset and sector allocation



### Top 10 equity holdings\*

Prosus/Naspers	19.5%	Datatec	4.2%
Northam Platinum	6.6%	Famous Brands	4.0%
MTN	6.1%	Anglo American	3.5%
Omnia	4.4%	Pepkor	3.0%
Anglo Platinum	4.3%	FirstRand	2.7%
<b>Total</b>	<b>58.3%</b>		

\* Top holdings comprise domestic and global equities

1 TER (total expense ratio) = % of average NAV of portfolio incurred as charges, levies and fees in the management of the portfolio for the rolling three-year period to 31 March 2024. A higher TER does not necessarily imply a poor return, nor does a low TER imply a good return. The current TER may not necessarily be an accurate indication of future TERs. Inclusive in the TER, a performance fee of 0.30% of the net asset value of the class of financial product was recovered.

2 TC (transaction costs) are unavoidable costs incurred in administering the financial products offered by Camissa Collective Investments and impact financial product returns. It should not be considered in isolation as returns may be impacted by many other factors over time including market returns, the type of financial product, the investment decisions of the investment manager and the TER. This is also calculated on the rolling three-year period to 31 March 2024.



**Portfolio Manager**  
Gavin Wood  
BBusSc, FFA, CFA

### Fund objective

To provide strong capital growth and a total portfolio return that is in the top quartile for general equity funds.

**This fund is suitable for** investors seeking exposure to domestic and global equity markets and able to withstand short-term market fluctuations in pursuit of high capital growth over the long term.

### Invest with us

Contact your financial adviser or

### Visit our website

[www.camissa-am.com](http://www.camissa-am.com)

### Call Client Services

0800 864 418

### Email

[clientservice@camissa-am.com](mailto:clientservice@camissa-am.com)

### Fax

088 021 671 3112

### Fees and charges (excl VAT)

Initial fee	0.00%
Financial adviser fee	max 3.00%
Ongoing advice fee	max 1.00% pa
Management fee	1.25% pa

### Performance fees

Performance fee: 10% of fund's out-performance of benchmark over rolling 12-month periods

Benchmark: South African - Equity - General funds mean

Base fee:	1.25% pa
Fee at benchmark:	1.25% pa
Fee hurdle:	Performance benchmark
Sharing ratio:	10%
Minimum fee:	1.25% pa

Maximum fee: Total fee (management fee plus performance fee) to be capped at 2% pa

TER <sup>1</sup>	1.76%
TC <sup>2</sup>	0.33%

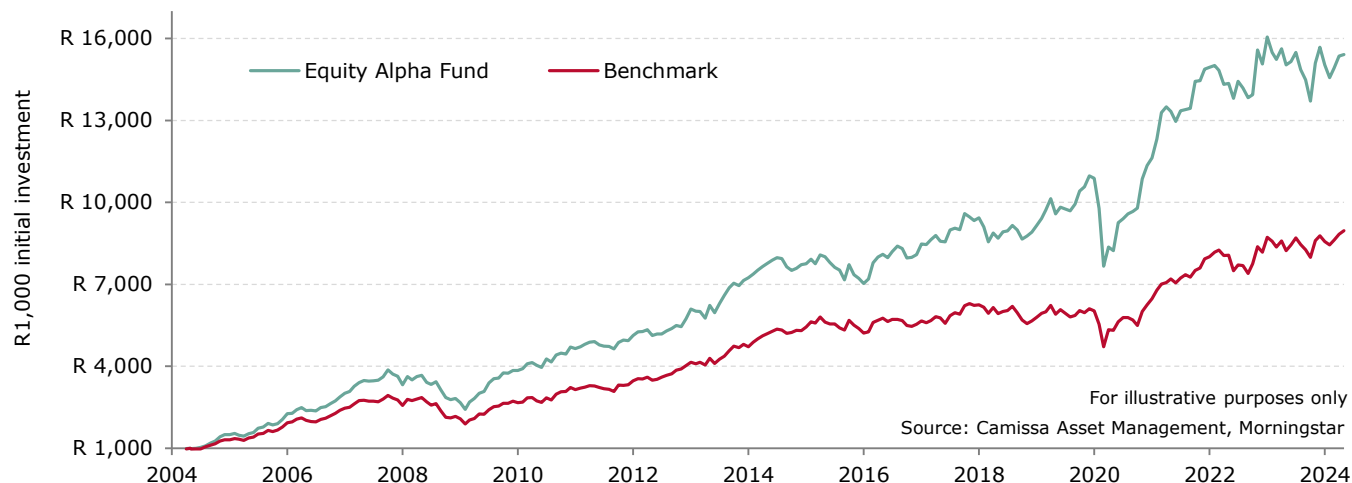
Method of calculating performance fee: The performance fee is accrued daily, based on performance over a rolling 12-month period with payments to the Manager being made monthly (if applicable)

**Performance FAQ:** The performance fee frequently asked questions pdf document is available on our website

# Camissa Equity Alpha Fund

## May 2024

### Performance<sup>1</sup>



Annualised performance	Fund	Benchmark	Outperformance	Highest#	Lowest#	Risk statistics	Fund	Benchmark
1 year	2.5%	8.9%	-6.4%	10.1%	-5.4%	Annualised deviation	14.9%	13.0%
3 years	5.0%	7.6%	-2.6%	11.7%	-5.4%	Sharpe ratio*	0.5	0.3
5 years	10.0%	8.7%	1.3%	12.6%	-21.6%	Maximum gain $\Phi$	64.0%	40.3%
10 years	7.1%	5.6%	1.5%	12.6%	-21.6%	Maximum drawdown $\Phi$	-37.4%	-35.6%
Since inception	14.5%	11.5%	3.0%	12.6%	-21.6%	% positive months	64.0%	60.7%

# Highest and lowest monthly fund performance during specified period

$\Phi$  Consecutive months of change in the same direction

\* The Sharpe ratio is used to measure how well the return of an asset compensates the investor for the risk taken. The higher the Sharpe ratio the better the Fund's historical risk-adjusted performance has been. This is calculated by taking the difference between the Fund's annualised return and the risk-free (cash) rate, divided by the standard deviation of the Fund's returns.

<sup>1</sup> Performance is quoted from Morningstar as at month-end for a lump sum investment using Class A Net Asset Value (NAV) prices with income distributions reinvested (income is reinvested on the reinvestment date). NAV refers to the value of the fund's assets less the value of its liabilities, divided by the number of units in issue. Performance figures are quoted after the deduction of all costs incurred within the fund. Individual investor performance may differ as a result of initial fees, the actual investment date, the date of reinvestment and dividend withholding tax. All performances are annualised (ie the average annual return over the given time period). Actual annual figures are available on request from Client Service.

<b>Fund size</b>	R1.41 billion
<b>NAV</b>	1,090.36 cpu
<b>Benchmark</b>	South African - Equity - General funds mean
<b>ASISA category</b>	South African - Equity - General
<b>Launch date</b>	26 April 2004

<b>Income distributions</b>	
31 December 2023	13.92 cpu
30 June 2023	7.01 cpu

<b>Investment minimum</b>	
Lump sum	R5,000
Debit order	R500 pm

**Trustee** Seggie Moodley  
Head: Standard Bank Trustee Services  
seggie.moodley@standardbank.co.za

**Portfolio Manager** Gavin Wood - Gavin is a founder of Camissa Asset Management and has headed up the investment team since inception. He also serves as Executive Director. Previously he was an investment analyst with Coronation Fund Managers.

**Fund registration no (ISIN)**  
ZAE000150835

**Pricing:** All funds are valued and priced at 15:00 each business day and at 17:00 on the last business day of the month. Forward pricing is used. The deadline for receiving instructions is 14:00 each business day to ensure same day value. Prices are published daily on our website.

The Camissa unit trust fund range is offered by Camissa Collective Investments (RF) Limited (Camissa), registration number 2010/009289/06. Camissa is a subsidiary of Camissa Asset Management (Pty) Limited [a licensed financial services provider (FSP No. 784)], the investment manager of the unit trust funds. Camissa is a member of the Association for Savings and Investment SA (ASISA) and is a registered management company in terms of the Collective Investment Schemes Control Act, No 45 of 2002.

Unit trusts are generally medium to long-term investments. The value of units will fluctuate and past performance should not be used as a guide for future performance. Camissa does not provide any guarantee either with respect to the capital or the return of the portfolio(s). Foreign securities may be included in the portfolio(s) and may result in potential constraints on liquidity and the repatriation of funds. In addition, macroeconomic, political, foreign exchange, tax and settlement risks may apply. However, our robust investment process takes these factors into account. Unit trusts are traded at ruling prices and can engage in scrip lending and borrowing. Exchange rate movements, where applicable, may affect the value of underlying investments. Different classes of units may apply and are subject to different fees and charges. A schedule of the maximum fees, charges and commissions is available upon request. Commission and incentives may be paid, and if so, would be included in the overall costs. Camissa has the right to close the portfolio to new investors in order to manage it more effectively in accordance with its mandate. Additional information is available free of charge on our website or from Client Service.